



ALOKITO HRIDYOY SCHOOL (MIRZAPUR, TANGAIL)

English Workbook

Class 3

Name: _____

Roll No: _____

আলোকিত হৃদয় ফাউন্ডেশন কর্তৃক প্রকাশিত

পরীক্ষামূলক সংস্করণ

প্রথম মুদ্রণঃ ২০১৮

সম্পাদক

খালেদা সিদ্দিকা

নির্দেশনা

আজওয়া নাঈম

সমন্বয়ক

আজওয়া নাঈম

প্যাট্রিসিয়া তৃষ্ণা গমেজ



Table of Content

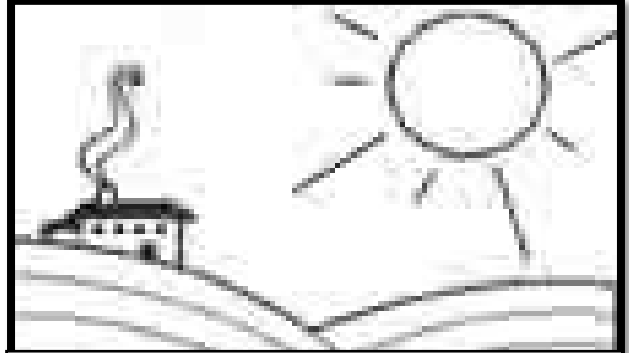


Unit	Page No.
Unit 1: Greetings and introductions	1-3
Numbers (1 – 20)	4-44
Unit 9: Numbers review	45
Unit 7: Alphabet review	46
Unit 12: Parts of the body	47
Unit 13: Days of the week	48
Unit 14: Story – Rima and the seed	49
Unit 17: Colours and numbers	50-52
Unit 18: a/an	53
Unit 8: How many....?	54-55
Unit 19: Shapes and numbers	56-57
Unit 21: Shapes and colours	58
Unit 22: Sizes	59
Unit 23: Where is it?	60-62
Unit 24: Animals and where they live	63
Unit 27: Where do animals live?	64-65
Unit 25: Life everyday	66-67
Unit 28: How many....?	68

Write the greetings under each picture. Colour the pictures.



Blank space for writing a greeting under the sunrise picture.



Blank space for writing a greeting under the sun and smoke picture.




Blank space for writing a greeting under the sun and clouds picture.



Blank space for writing a greeting under the moon and stars picture.

Word Bank

- Good Evening
- Goodbye
- Good Morning
- Hi
- Good Night
- Hello
- Bye
- Good Afternoon




Blank space for writing a greeting under the boy picture.




Blank space for writing a greeting under the girl picture.

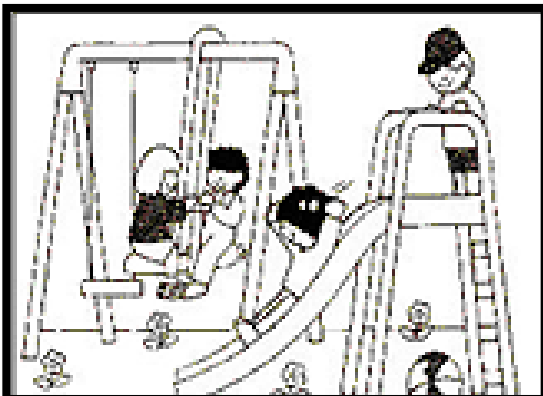
Complete the spelling




GOOD M _ _ _ _ G




GOOD A _ T _ _ _ _ N




GOOD E _ _ N _ _ G



GOOD N _ G _ _




H _ L _ _



GOOD _ _ _

Greetings

1. Match greetings with the pictures. Colour the pictures.




Good Morning

Hello

Good Bye


Good Night

2. Introduce yourself.



This is me.

Draw yourself



3. Name three of your friends

- a. _____
- b. _____
- c. _____





Date: _____

Introducing someone

Draw a picture of your sister/brother/friend and complete the table. Give Presentation.

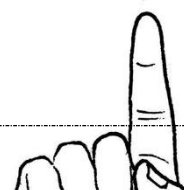




Name:
Age:
School:
Class:

Colour Number 1

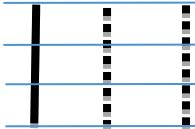


ONE



one


Practice the number



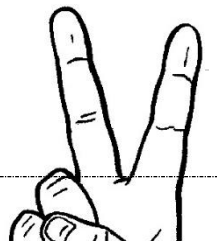


Practice the word

one one one


Colour one apple



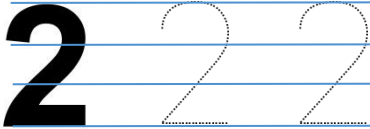
Colour Number 2



two




Practice the number



Practice the word



Colour two elephants

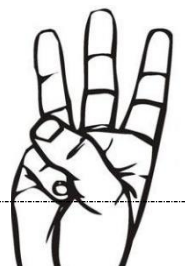





Colour Number 3



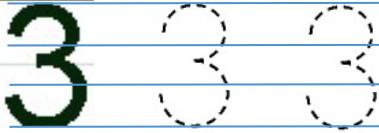
THREE

3 three







Practice the number



Practice the word



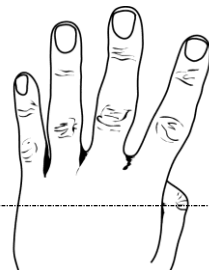


Colour three ducks





Colour Number 4



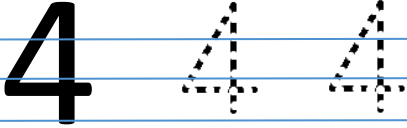
FOUR



four




Practice the number



Practice the word

four four four

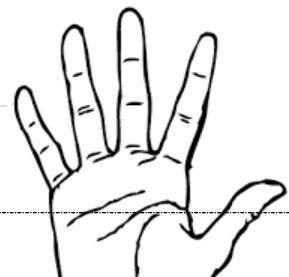
Colour four fishes



Colour Number 5



FIVE



five


Practice the number

5 5 5


Practice the word

five five five

Colour five mangoes



Colour Number 6



6

six




Practice the number

6 6 6

Practice the word

six six six

Colour six ice-creams

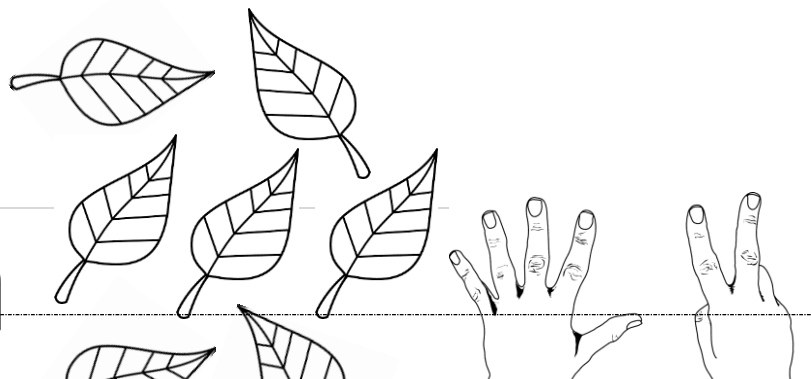


Colour Number 7




SEVEN

7
seven




Practice the number



Practice the word

seven seven seven


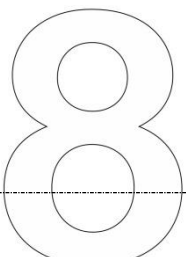
Colour seven leaves



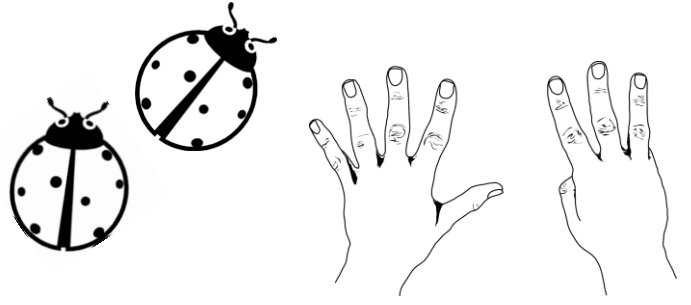
Colour Number 8




EIGHT



eight




Practice the number



Practice the word



Colour eight insects

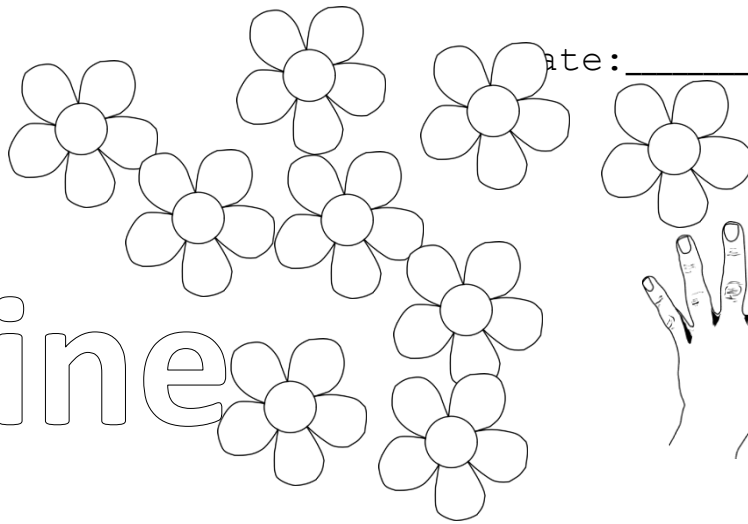




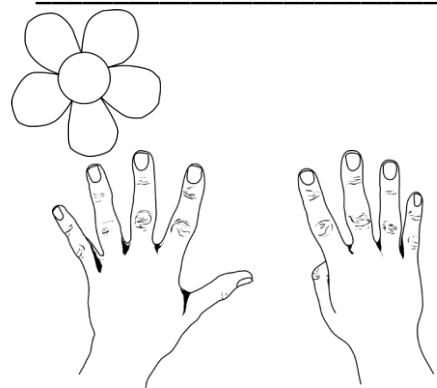
NINE

9


nine



ate: _____



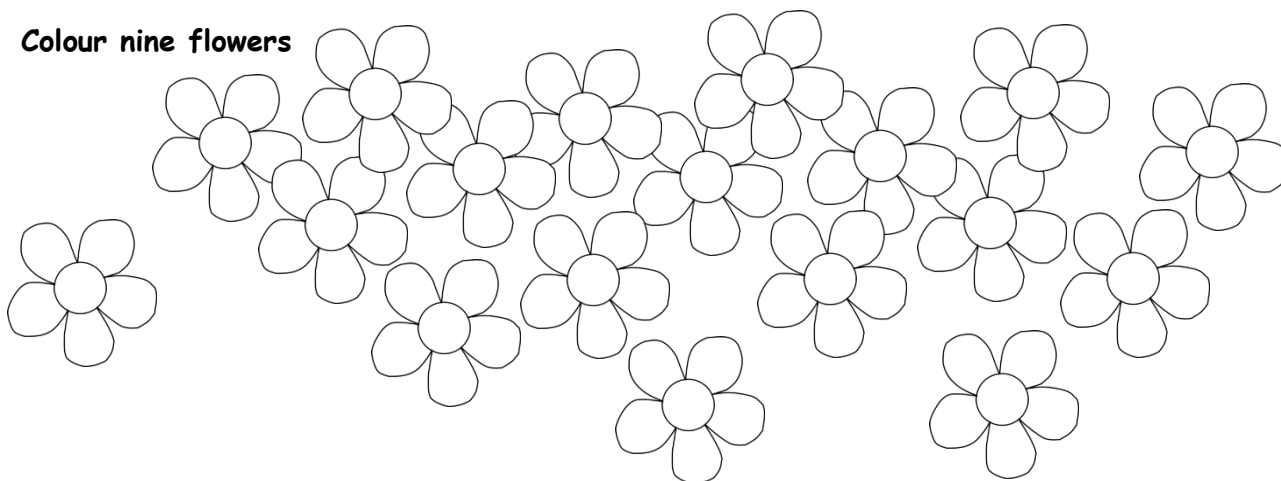
Practice the number



Practice the word

nine nine nine


Colour nine flowers



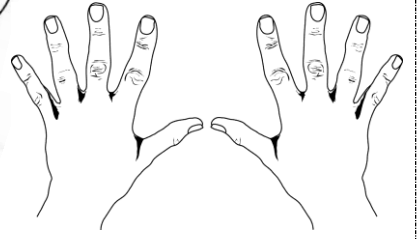


10

ten



ite: _____




Practice the number

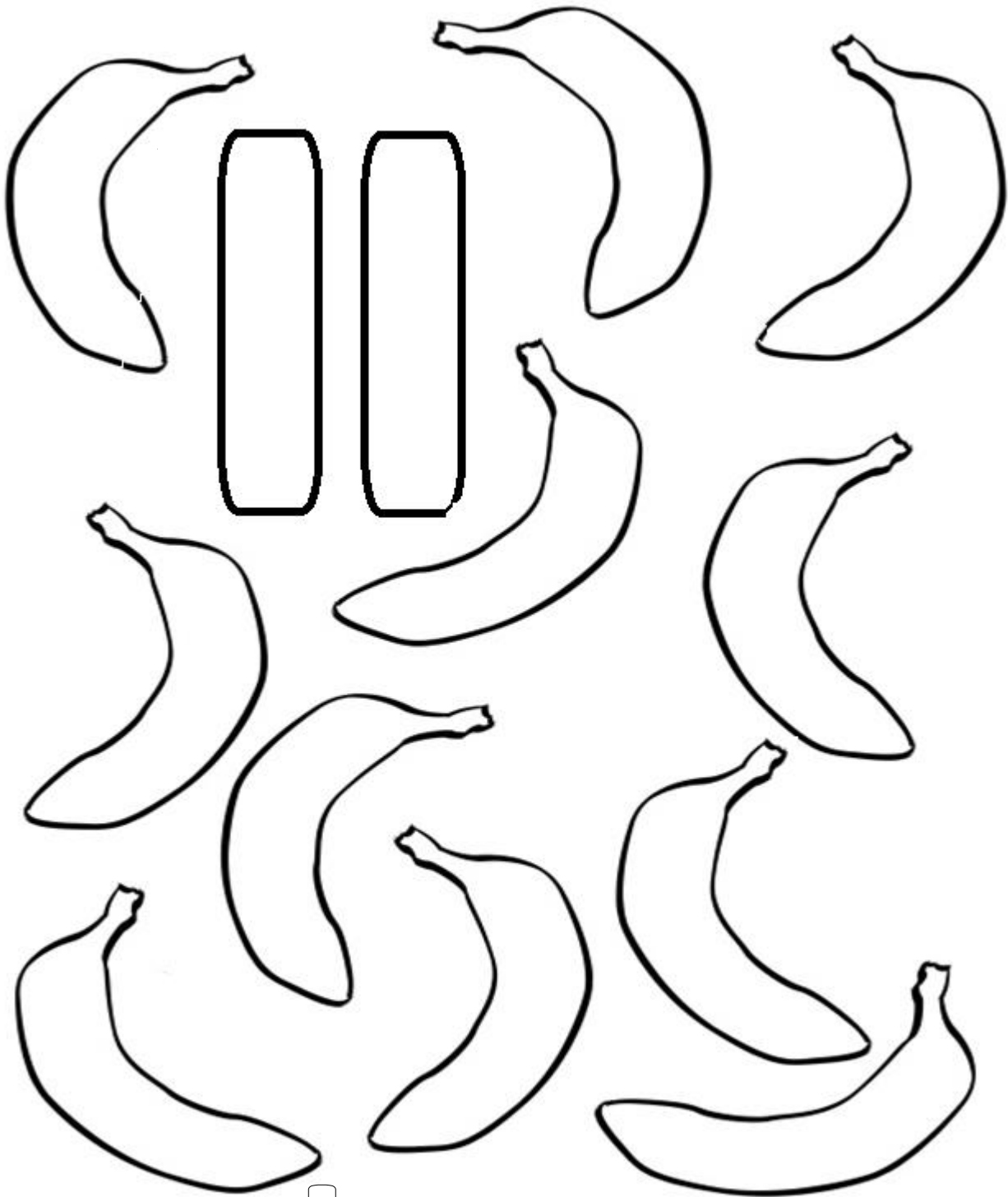
10 10 10

Practice the word

ten ten ten


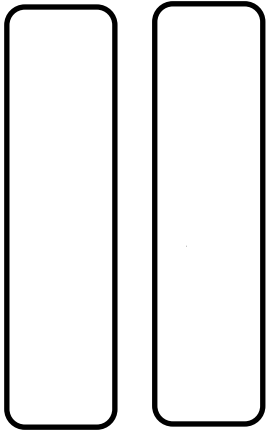
Colour ten balloons





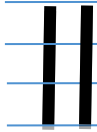
eleven

ate: _____



eleven


Practice the number




Practice the word


eleven


Colour eleven butterflies





twelve






Practice the number

12


Practice the word

twelve


Colour twelve birds





Colour Number 13




13



thirteen



thirteen




Practice the number

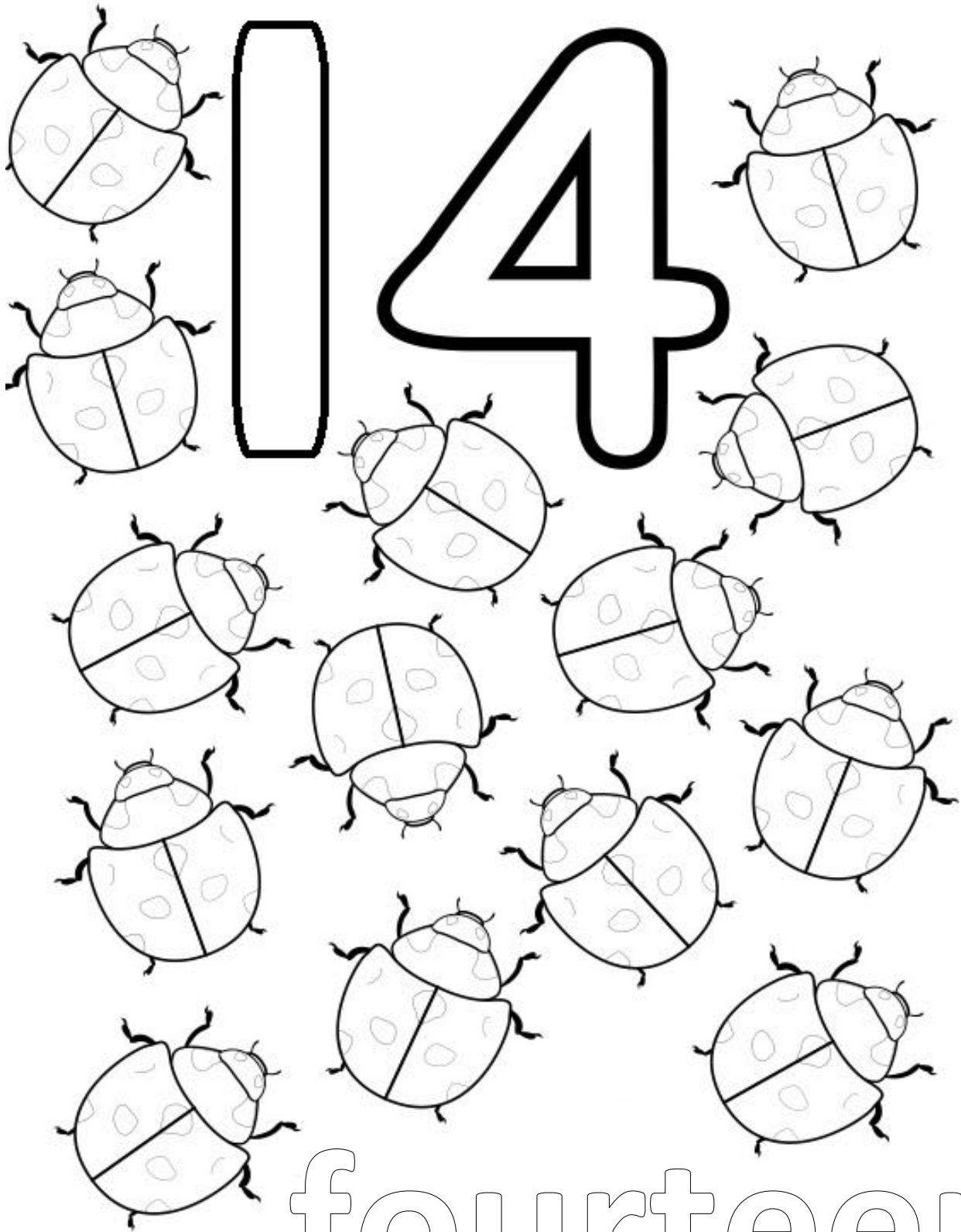
13

Practice the word


thirteen

Colour thirteen chicks





fourteen




Practice the number

14

Practice the word

fourteen

Colour fourteenbows



Colour Number 15



fifteen

15

fifteen

Practice the number

15


Practice the word

fifteen


Colour fifteen stars




Colour Number 16



sixteen






Practice the number

16

Practice the word

sixteen

Colour sixteensmileys




Colour Number 17



seventeen



seventeen




Practice the number


17

Practice the word

seventeen

Colour seventeen cupcakes





eighteen




Practice the number




Practice the word

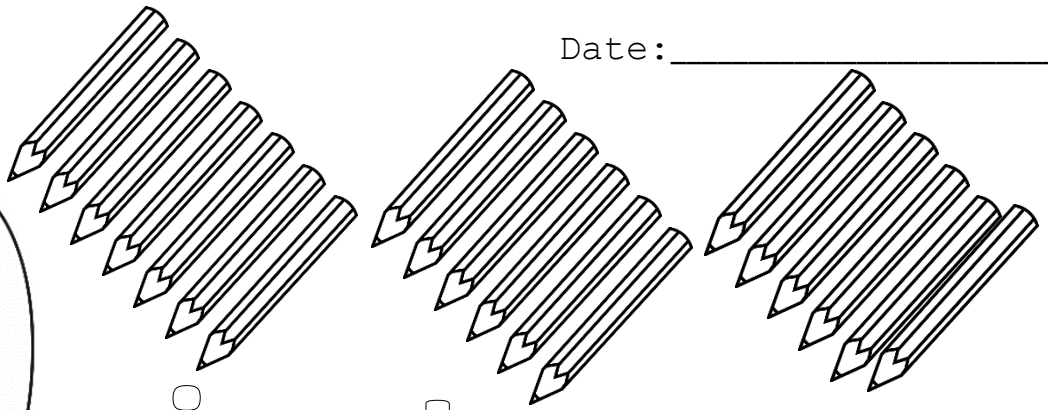



Colour eighteen candles





nineteen



nineteen

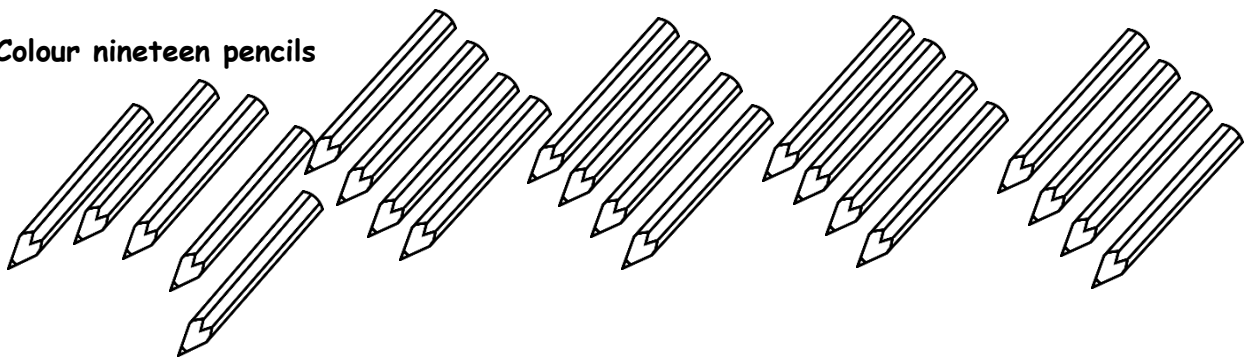
Practice the number

19


Practice the word

nineteen

Colour nineteen pencils



20



twenty



Practice the number

20

Practice the word

twenty

Draw and color twenty things

Write number in words

21 -

22 -

23 -

24 -

25 -

26 -

27 -

28 -

29 -

30 -

31 -

32 -

33 -

34 -

35 -

36 -

37 -

38 -

39 -

40 -

41 -

42 -

43 -

44 -

45 -

46 -

47 -

48 -

49 -

50 -

51 -

52 -

53 -

54 -

55 -

56 -

57 -

58 -

59 -

60 -

61 -

62 -

63 -

64 -

65 -

66 -

67 -

68 -

69 -

70 -

71 -

72 -

73 -

74 -

75 -

76 -

77 -

78 -

79 -

80 -

81 -

82 -

83 -

84 -

85 -

86 -

87 -

88 -

89 -

90 -

91 -

92 -

93 -

94 -

95 -

96 -

97 -

98 -

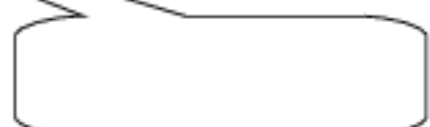


99 -

100 -

Unit 7 - Commands and instructions

Choose the correct command and instruction. Write below the correct picture

- Raise your hand close your book stand up close the door sit down
 Silence line up open the door look at the board open your book



Unit 9 – Commands and instructions: outside the classroom

1. Draw an apple on the board.
2. Play on the field nicely.
3. Take the story book and read.
4. Clean the field.
5. Stand up and answer to my question.
6. Cross the road carefully.

Outside Classroom	Inside Classroom


Unit 11 - Commands, instructions and requests

1. Can you close the door?
2. Close the window.
3. Get inside the classroom.
4. Can I have a pen?
5. Could I take this story book?
6. Read the instructions.

Commands	Requests

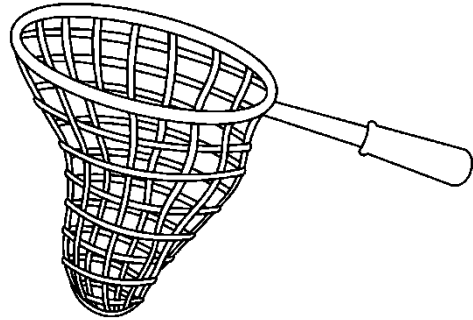
Unit 13 - Letters and sounds

Circle the correct word and cross the wrong word




Hand

Hen



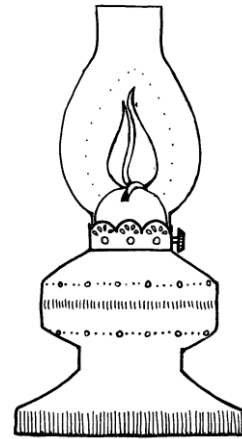
Bed

Net




Rat

Cat




Lamp

Hand




Tap

Map



Mat Rat


Put a/an in the sentences and colour the pictures




It's _____ owl.



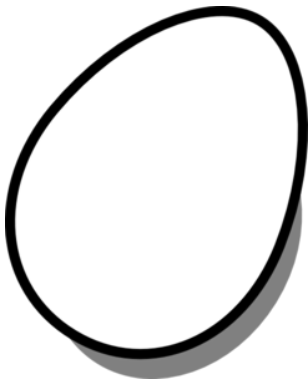
It's _____ lion.



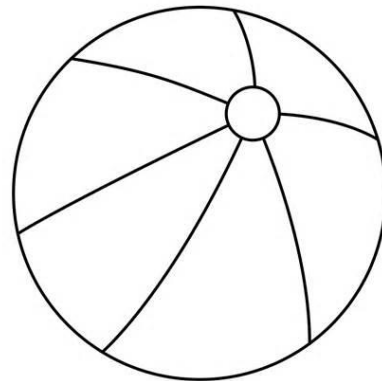
It's _____ dog.



It's _____ apple.

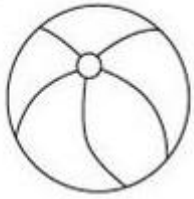


It's _____ egg.

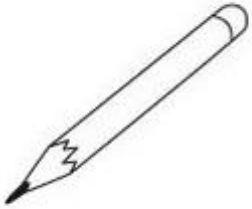
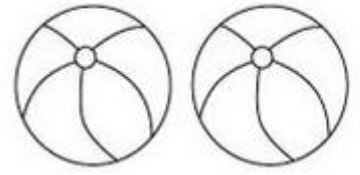


It's _____ ball.


Write the plural form



BALL



PENCIL




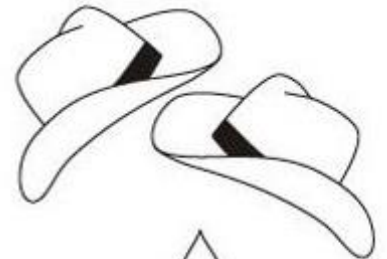
CHAIR




BOWL



HAT



FLOWER





Date: _____

Unit 15 - Names of the days and months

Nouns given below write them in the table

Bangladesh, Dog, Table, Alo, India, Flower, Monday, Light, Board, Friday, Hridoy, Pen

Proper Noun	Common Noun

Unit 17 - Number of days of the month

Look at the calendar of 2017 and answer to the questions given below

2017

JANUARY

S	M	T	W	T	F	S
1	2	3	4	5	6	7
8	9	10	11	12	13	14
15	16	17	18	19	20	21
22	23	24	25	26	27	28
29	30	31				

FEBRUARY

S	M	T	W	T	F	S
			1	2	3	4
5	6	7	8	9	10	11
12	13	14	15	16	17	18
19	20	21	22	23	24	25
26	27	28				

MARCH

S	M	T	W	T	F	S
				1	2	3
4	5	6	7	8	9	10
11	12	13	14	15	16	17
18	19	20	21	22	23	24
25	26	27	28	29	30	31

APRIL

S	M	T	W	T	F	S
						1
2	3	4	5	6	7	8
9	10	11	12	13	14	15
16	17	18	19	20	21	22
23	24	25	26	27	28	29
30						

MAY

S	M	T	W	T	F	S
	1	2	3	4	5	6
7	8	9	10	11	12	13
14	15	16	17	18	19	20
21	22	23	24	25	26	27
28	29	30	31			

JUNE

S	M	T	W	T	F	S
					1	2
3	4	5	6	7	8	9
10	11	12	13	14	15	16
17	18	19	20	21	22	23
24	25	26	27	28	29	30

JULY

S	M	T	W	T	F	S
						1
2	3	4	5	6	7	8
9	10	11	12	13	14	15
16	17	18	19	20	21	22
23	24	25	26	27	28	29
30	31					

AUGUST

S	M	T	W	T	F	S
		1	2	3	4	5
6	7	8	9	10	11	12
13	14	15	16	17	18	19
20	21	22	23	24	25	26
27	28	29	30	31		

SEPTEMBER

S	M	T	W	T	F	S
						1
2	3	4	5	6	7	8
9	10	11	12	13	14	15
16	17	18	19	20	21	22
23	24	25	26	27	28	29
30						

OCTOBER

S	M	T	W	T	F	S
1	2	3	4	5	6	7
8	9	10	11	12	13	14
15	16	17	18	19	20	21
22	23	24	25	26	27	28
29	30	31				

NOVEMBER

S	M	T	W	T	F	S
			1	2	3	4
5	6	7	8	9	10	11
12	13	14	15	16	17	18
19	20	21	22	23	24	25
26	27	28	29	30		

DECEMBER

S	M	T	W	T	F	S
						1
2	3	4	5	6	7	8
9	10	11	12	13	14	15
16	17	18	19	20	21	22
23	24	25	26	27	28	29
30	31					

Q: How many days are there in January?

Ans: _____

Q: How many days are there in October?

Ans: _____

Q: How many days are there in March?

Ans: _____

Q: How many days are there in April?

Ans: _____

Q: How many days are there in June?

Ans: _____

Q: How many days are there in August?

Ans: _____

Q: How many days are there in December?

Ans: _____

Q: How many days are there in May?

Ans: _____

Q: How many days are there in November?

Ans: _____

Q: How many days are there in July?

Ans: _____

Q: How many days are there in September?

Ans: _____



Date: _____

Q: How many days are there in February?

Ans: _____

Unit 21 - Occupations




Tailor	<input type="checkbox"/>	Teacher	<input type="checkbox"/>
Postman	<input type="checkbox"/>	Dentist	<input type="checkbox"/>
Fisherman	<input type="checkbox"/>	Chef	<input type="checkbox"/>
Taxi driver	<input type="checkbox"/>	Judge	<input type="checkbox"/>

Write the opposite word

	small
up	
good	
	tall
	fast
black	
fat	
long	
	quick

Find adjective from the story given below and make a different sentence using the adjective



Once upon a time there was a big, fat tiger living in the jungle. He was a bad tiger. He always say bad things about everyone. There was also a tall, thin giraffe. He was a good friend of everyone living in the jungle.

a) Adjectives:

1. _____	2. _____
3. _____	4. _____
5. _____	6. _____

b) Make sentences:

1.

2.

3.


4.


5.

6.

Unit 25 - What sounds do they make?

Write the animals name, their sounds and colour them





Re-write the sentences with correct pronoun

1. Sam and I ate a lot of candy.

2. My friends gave me valentines.

3. I made cards for my classmates.

4. My mom baked cookies for my class.

5. My brother's class had a party.

6. My dad picked red roses for my mom.

7. My sister's teddy bear has a heart on it.

8. Bob and Al's balloons are for the party.



She	He	Her	His
Their	They	them	We

Re-write:

Read the story given below and answer the questions

Story: Baa Baa Black Sheep

There lived a black sheep in a nearby village. Every spring, he shaved his black wool and sold it to the villagers. The villagers made sweaters and socks from his black wool.

One day, the black sheep noticed that he had some more wool left. He thought, 'It would be such a waste if nobody wants to buy the wool.'

That afternoon, an old man came over to his wooden shed to see him. He wanted one bag full of the black sheep's wool. Then an old woman came over. She also wanted a bag full of wool. A short while later, a little boy arrived. He also wanted one bag full of wool.

Therefore, the black sheep prepared three bags full of wool for them. He was happy that all of his wool was sold off.

Answer to the following questions:

Q: Who lived in a nearby village?

Ans: _____

Q: What did he do with his wool?

Ans: _____

Q: What are the things villagers make with his black wool?

Ans: _____

Q: How many people wanted bag full of wool, that afternoon and who are they?

Ans: _____

Q: How many bag full of wool did the black sheep prepare?

Ans: _____

Q: Why was black sheep happy?

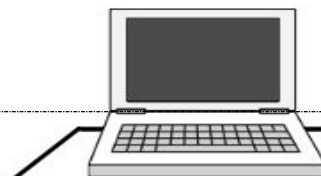

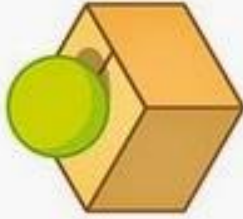
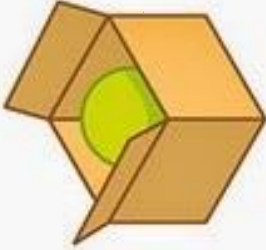
Ans: _____

Q: What is the moral of this story?

Date: _____

Ans: _____

Look at the pictures write correct prepositions



Answer to the following questions:

Q: Where is the apple?

Ans: _____

Q: Where is the clock?

Ans: _____

Q: Where is the ball?

Ans: _____

Q: Where is the book?

Ans: _____



Date: _____

Unit 31 - Punctuation and capital letters

Re-write sentences using Punctuation and capital letters

1. bob has a pet dog

2.the dog is big and brown

3.the dog is spot

4.john ran to the cat

5.john likes the cat

Re-write sentences using Punctuation and capital letters

1. what is your name

2. my name is alo

3. where do you live

4. i live in tangail

5. how old are you

6. i am 9 years old

Unit 33 - Story: The boys and the frogs

Make sentences

1. Listen- _____

2. Play- _____

3. Say- _____

4. See- _____

5. Happy- _____


6. Throw- _____


7. Swim- _____


Unit 35 - Letters and sounds


Ask your teacher, write the meaning of each word given below and match


Eight		Hair		Pair		Sun	
Hare		Ate		Sale		Hoes	
Mail		Stake		Hose		Pear	
Night		Male		Son		Flower	
Steak		Knight		Flour		Sail	



 eight



 hair



 pair



 sun



 hare



 ate



 sale



 hoes



 mail



 stake



 hose



 pear



 night



 male



 son



 flower


 steak


 knight

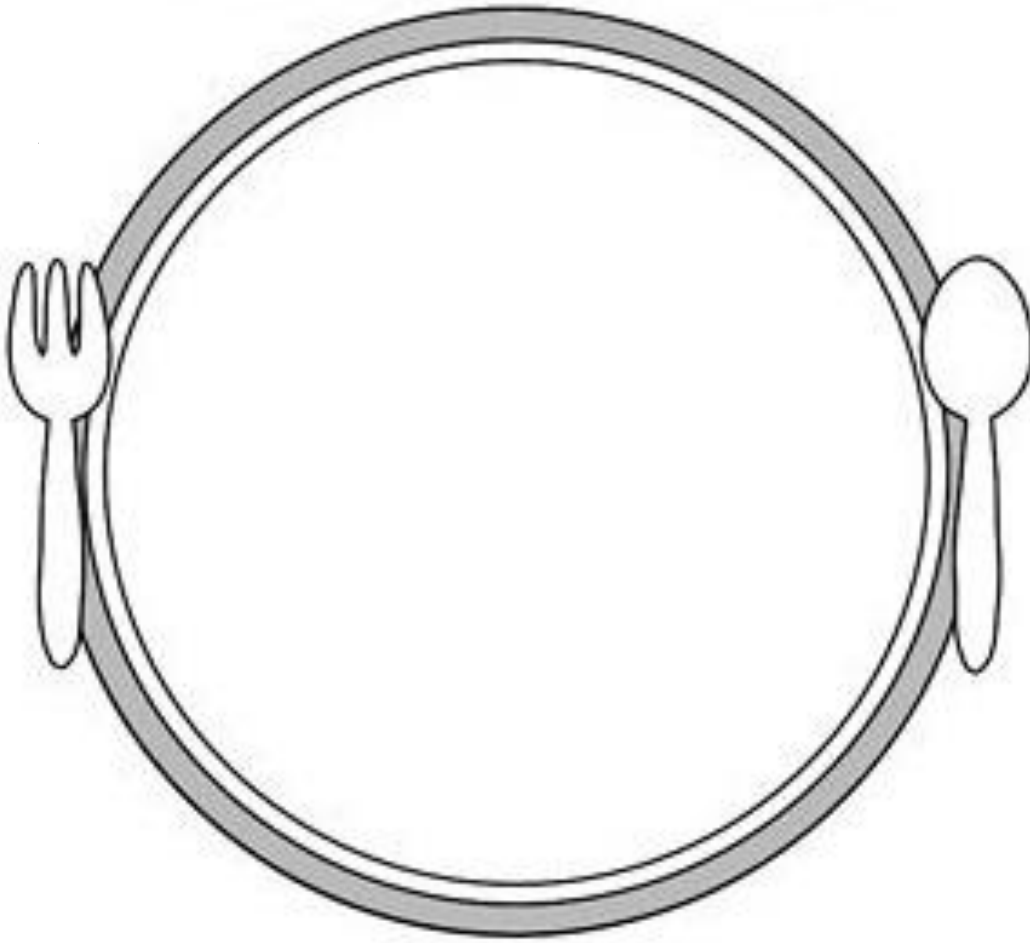

 flour


 sail

Example: 

Unit 36-Food we need

Draw your favorite vegetable, colour it and write why do you like this vegetable





Date: _____