



ALOKITO HRIDYOY SCHOOL (MIRZAPUR, TANGAIL)

English Workbook

Class 2

Name: _____

Roll No: _____

আলোকিত হৃদয় ফাউন্ডেশন কর্তৃক প্রকাশিত

পরীক্ষামূলক সংস্করণ

প্রথম মুদ্রণঃ ২০১৮

সম্পাদক

খালেদা সিদ্দিকা

নির্দেশনা

আজওয়া নাঈম

সমন্বয়ক

আজওয়া নাঈম

প্যাট্রিসিয়া তৃষ্ণা গমেজ



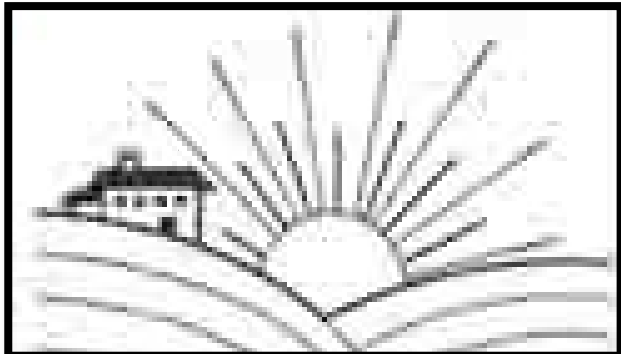
Table of Content

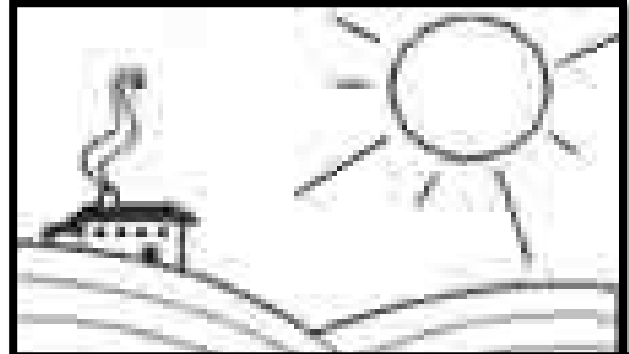


Unit	Page No.
Unit 1: Greetings and introductions	1-3
Numbers (1 – 20)	4-44
Unit 9: Numbers review	45
Unit 7: Alphabet review	46
Unit 12: Parts of the body	47
Unit 13: Days of the week	48
Unit 14: Story – Rima and the seed	49
Unit 17: Colours and numbers	50-52
Unit 18: a/an	53
Unit 8: How many....?	54-55
Unit 19: Shapes and numbers	56-57
Unit 21: Shapes and colours	58
Unit 22: Sizes	59
Unit 23: Where is it?	60-62
Unit 24: Animals and where they live	63
Unit 27: Where do animals live?	64-65
Unit 25: Life everyday	66-67
Unit 28: How many....?	68


Unit 1 - Greetings and introductions

Write the greetings under each picture. Colour the pictures.












Word Bank

- Good Evening
- Goodbye
- Good Morning
- Hi
- Good Night
- Hello
- Bye
- Good Afternoon






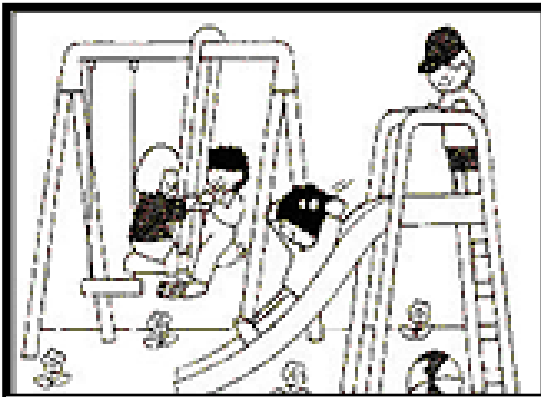
Complete the spelling




GOOD M _ _ _ _ G




GOOD A _ T _ _ _ _ N




GOOD E _ _ N _ _ G



GOOD N _ G _ _





H _ L _ _



GOOD _ _ _ _

1. Match greetings with the pictures. Colour the pictures.




Good Morning

Hello

Good Bye


Good Night

2. Introduce yourself.



This is me.

Draw yourself



3. Name three of your friends

a. _____


b. _____

c. _____







ONE



one




Practice the number



Practice the word

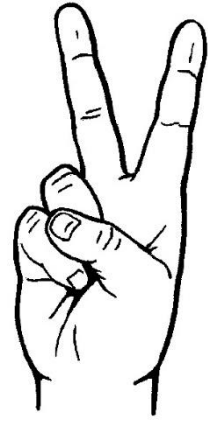


one one one

Colour one apple





2 two







Practice the number

2 2 2

Practice the word

two two two

Colour two elephants




Colour Number 3

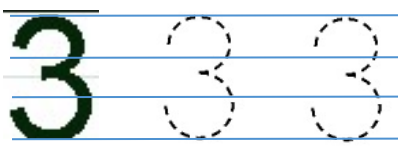


THREE


3 three




Practice the number



Practice the word



Colour three ducks




Colour Number 3

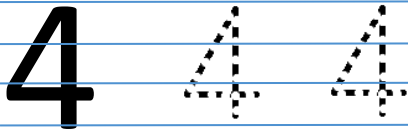


FOUR


4 four




Practice the number



Practice the word



Colour four fishes



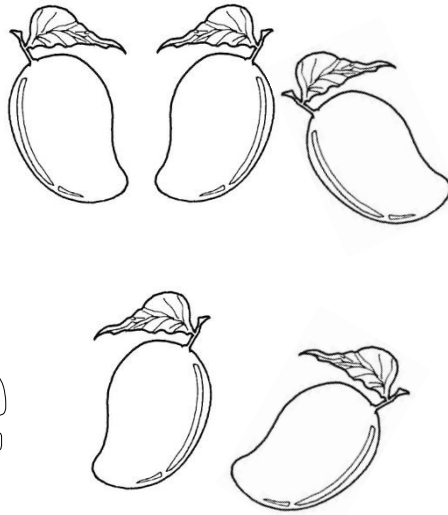
Colour Number 5



FIVE

5

five




Practice the number

5 5 5

Practice the word

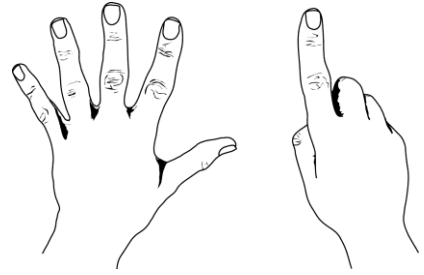

five five five

Colour five mangoes





6 six




Practice the number

6 6 6

Practice the word

six six six

Colour six ice-creams




Colour Number 7



SEVEN

7
seven




Practice the number

7 7 7

Practice the word

seven seven seven

Colour seven leaves



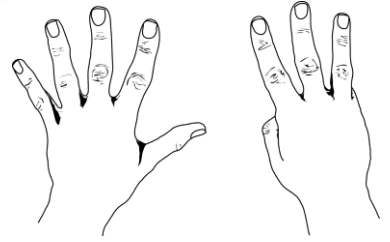

Colour Number 8




EIGHT

8

eight




Practice the number



Practice the word

eight eight eight


Colour eight insects




Colour Number 9




NINE



nine



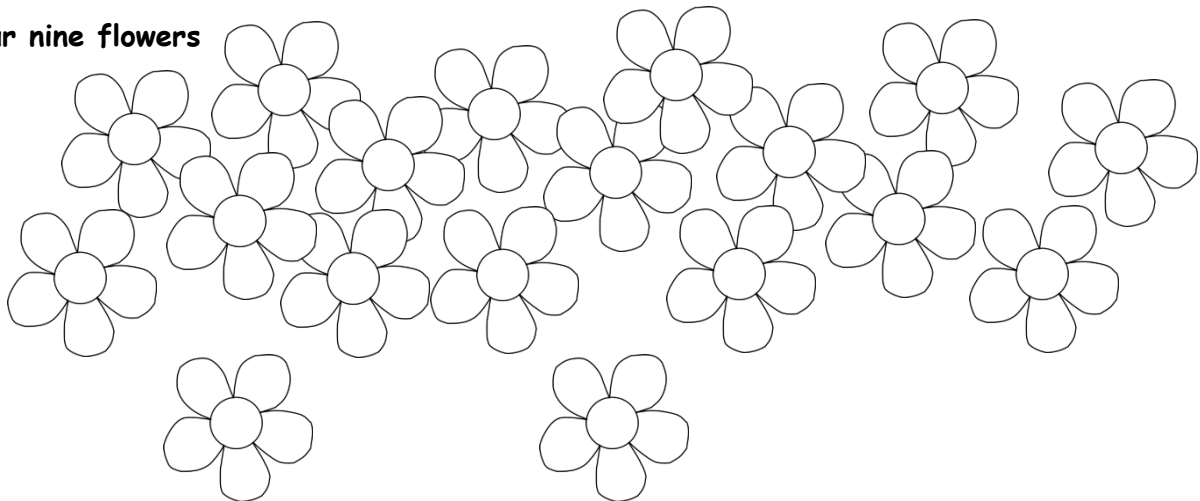
Practice the number



Practice the word

nine nine nine

Colour nine flowers

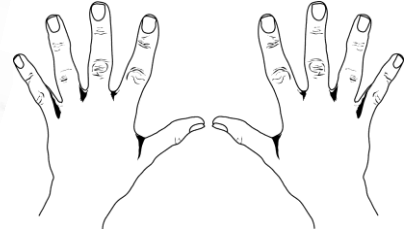
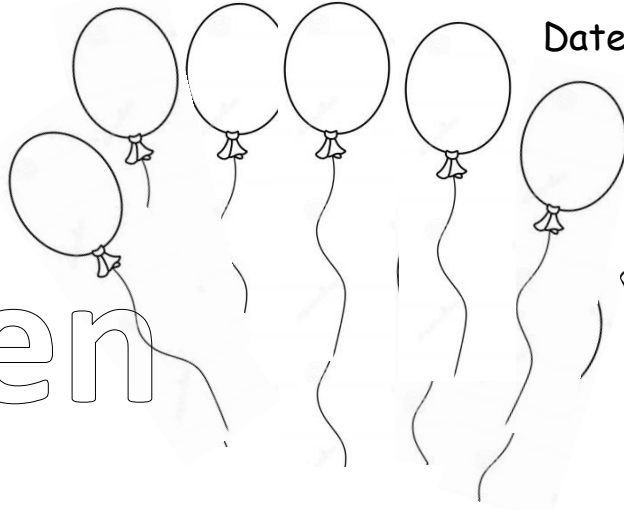


Colour Number 10



10

ten




Practice the number

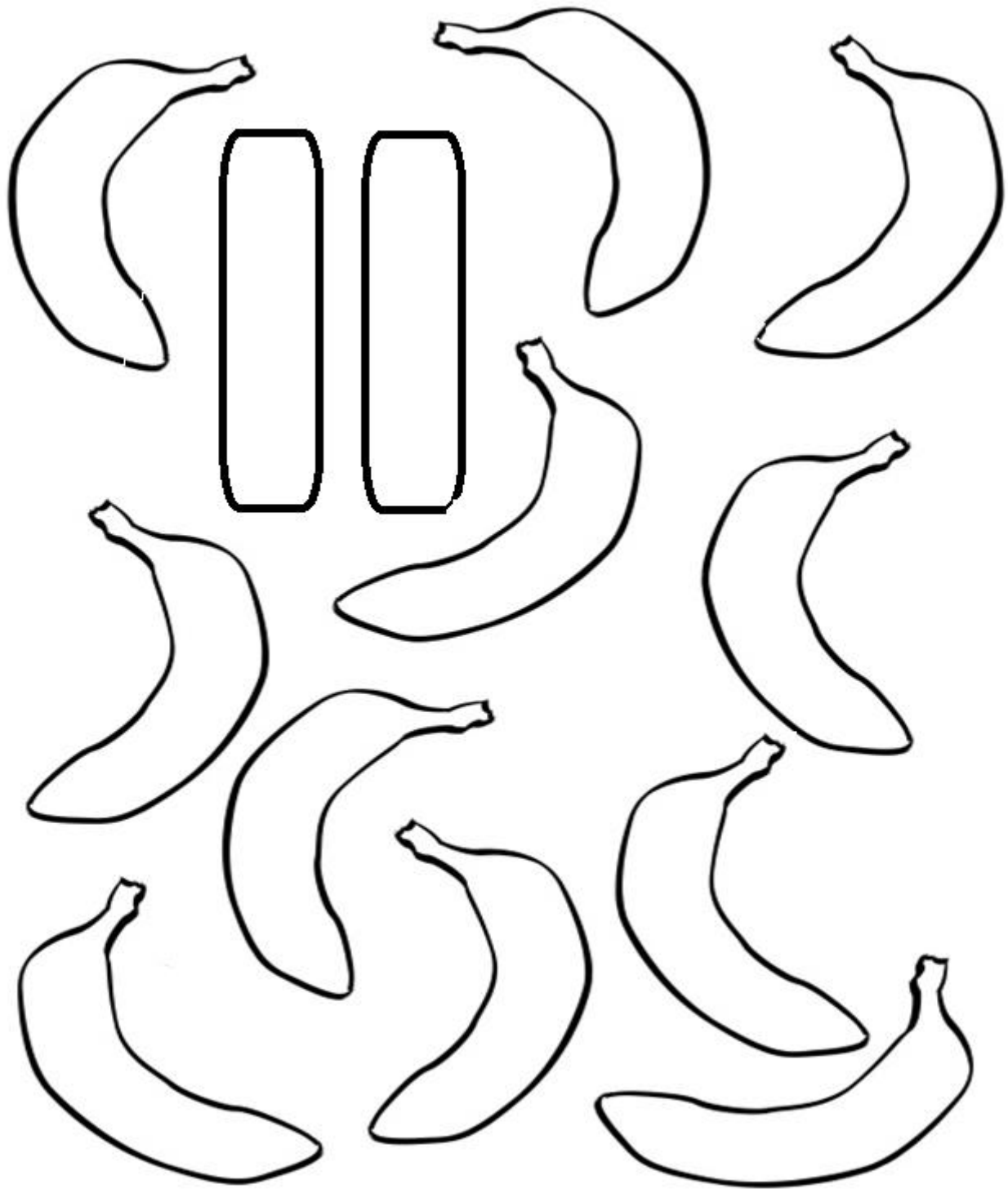
10 10 10

Practice the word

ten ten ten


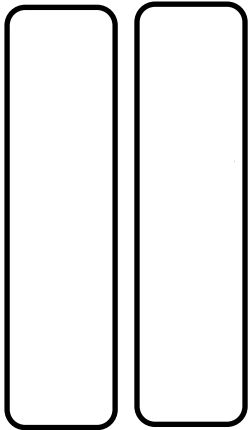
Colour ten balloons





eleven

Colour Number 11




Practice the number




Practice the word

eleven

Colour elevenbutterflies




Colour Number 12



12

twelve




Practice the number

12

Practice the word

twelve


Colour twelvebirds



Colour Number 13



13 thirteen




Practice the number

13

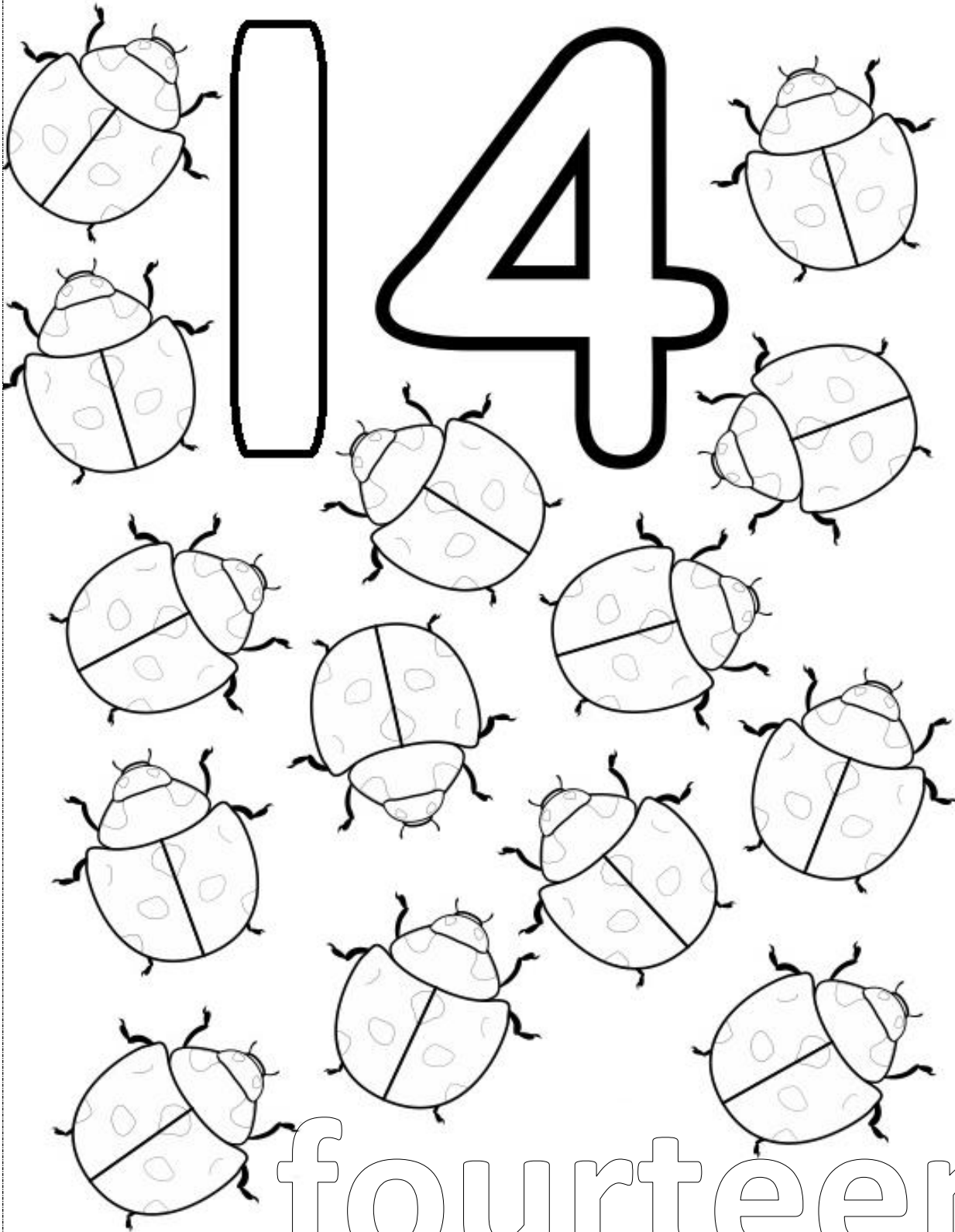
Practice the word

thirteen

Colour thirteenchicks




Colour Number 14



fourteen

14

fourteen




Practice the number

14

Practice the word

fourteen

Colour fourteen bows




Colour Number 15



fifteen

Date: _____

15



fifteen

Practice the number

15


Practice the word

fifteen


Colour fifteen stars



Colour Number 16



sixteen




Practice the number

16

Practice the word

sixteen


Colour sixteensmileys



Colour Number 17



seventeen




Practice the number




Practice the word

seventeen


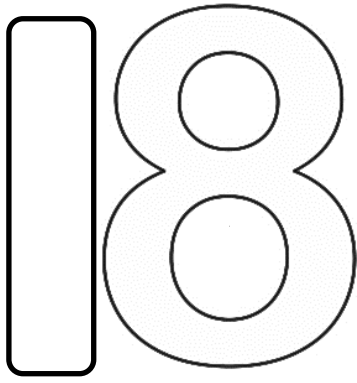
Colour seventeen cupcakes



Colour Number 18



eighteen



eighteen


Practice the number


18

Practice the word

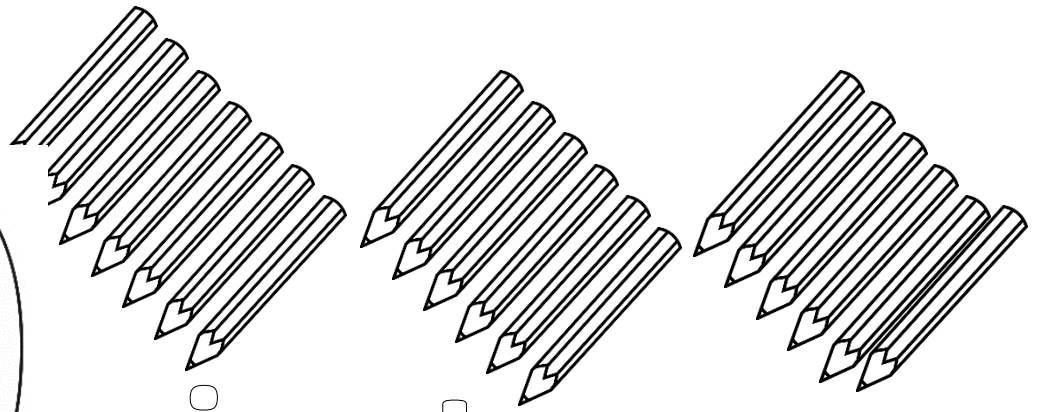

eighteen

Colour eighteen candles





nineteen



nineteen

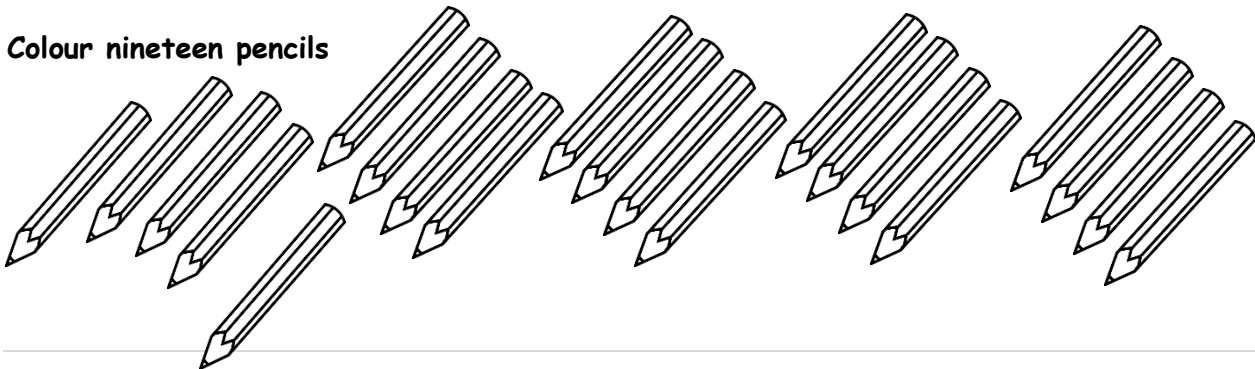
Practice the number

19

Practice the word


nineteen

Colour nineteen pencils




Colour Number 20

20



twenty



Practice the number

20

Practice the word

twenty

Draw and color twenty things

Write numbers

21 -

22 -

23 -

24 -

25 -

26 -

27 -


28 -

29 -

30 -

Unit 9 - Numbers review

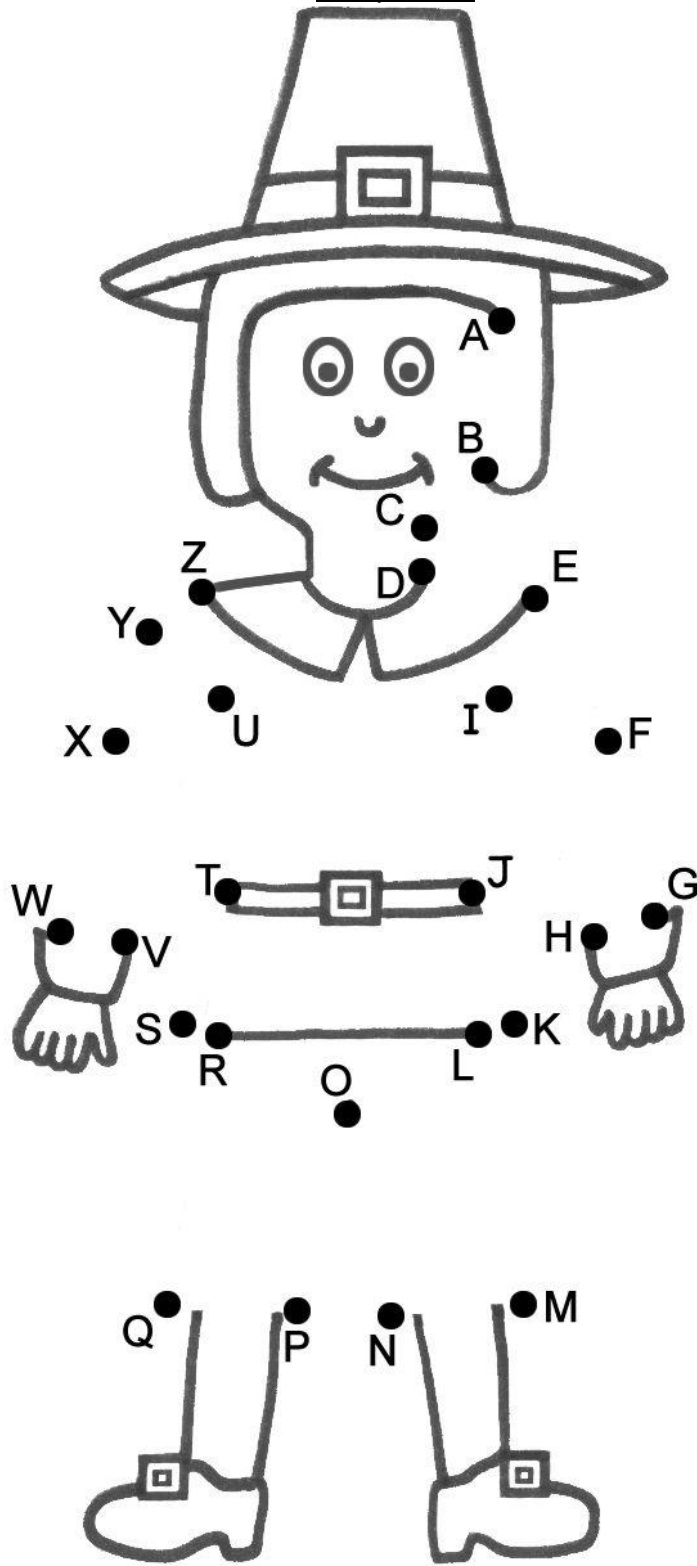
Connect the dots from 1 to 13, colour the picture and write what it is in the gap given below the picture



A _____


Unit 7 - Alphabet Review

Connect the dots from A to Z, colour the picture and write what it is in the gap given below
the picture



A _____

Unit 12 - Parts of the body
Label correctly to show bodyparts



- | |
|--------|
| head |
| body |
| leg |
| neck |
| foot |
| finger |
| hand |
| arm |

Unit 13 - Days of the week

Days of the Week

Find the names of the days of the week in the word search puzzle below. The words go ξ and ∞ . Find the words in order.

F	W	S	U	N	D	A	Y	M	A
B	C	A	X	D	E	T	F	O	R
E	N	T	I	A	M	R	E	N	B
F	R	U	B	G	W	A	G	D	E
Q	A	R	T	U	E	S	D	A	Y
H	O	D	S	P	D	M	A	Y	T
P	D	A	W	O	N	T	K	R	D
I	S	Y	J	C	E	X	S	I	V
L	T	H	U	R	S	D	A	Y	O
J	V	F	L	T	D	H	F	R	C
U	N	W	S	V	A	K	U	Y	E
F	R	I	D	A	Y	E	C	A	N

Word List

Sunday

Monday

Tuesday

Wednesday







Thursday

Friday


Saturday

Unit 14,15 - Story: Rima and the seed

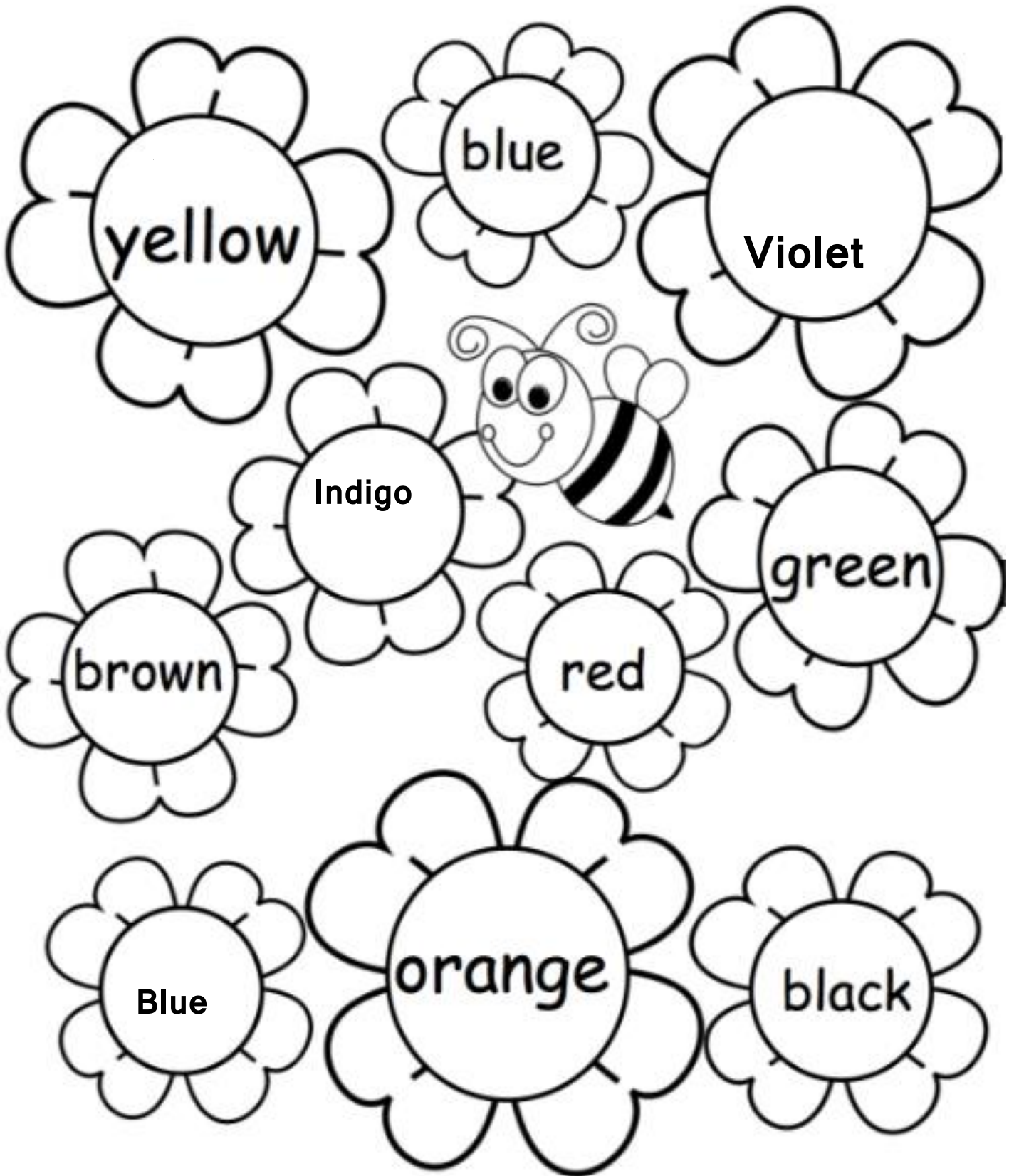
Number the pictures from 1 to 6 in correct order and explain your sequence in front of the class



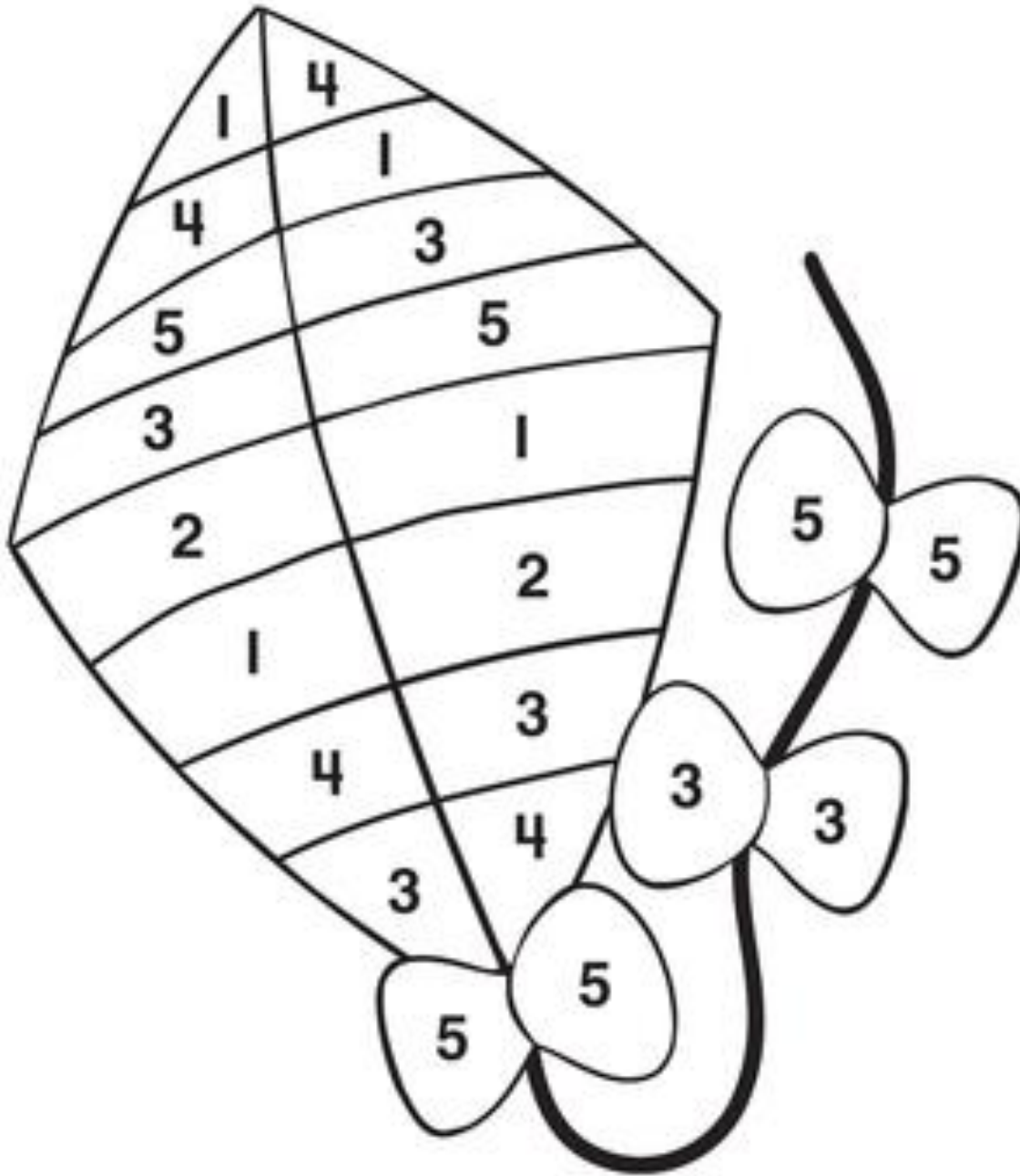
Unit 17 - Colours and numbers
Colour the rainbow using 7 colours



Colour the flowers



Colour the picture according to the Colour Key given below



Colour Key

1= Red

2= Green

3= Yellow

4= Blue

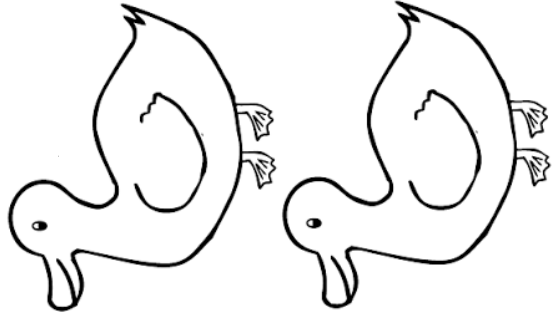
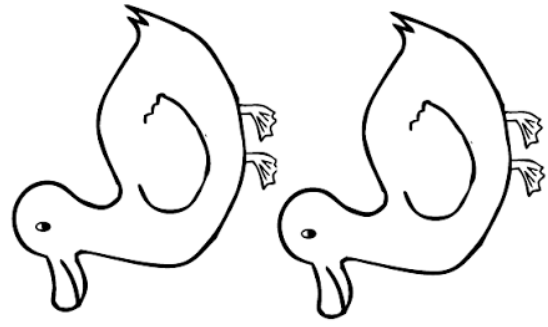

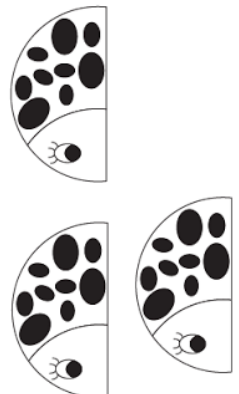







5= Violet

Unit 18 - a/an
Circle the consonants and color vowels

a	d	j	t	e
f	g	e	k	x
c	b	q	i	s
r	z	h	y	a
i	u	c	o	h
g	l	o	p	j
b	k	u	d	n
v	f	m	w	l

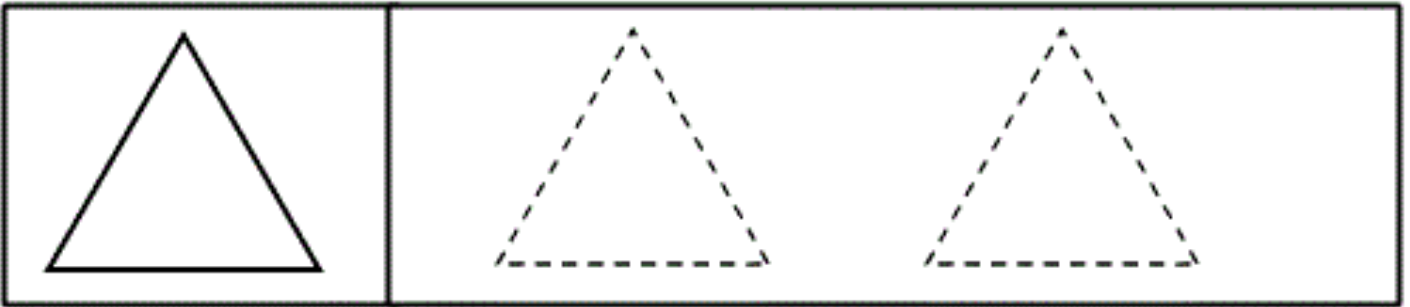
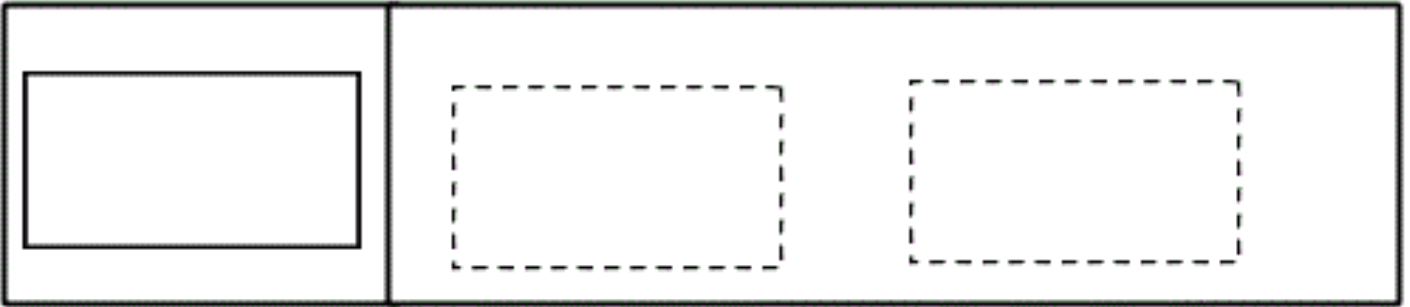
Unit 8 - How many...?

Count. Write how many.

						<input type="text"/>	<input type="text"/>	<input type="text"/>	<input type="text"/>
<input type="text"/>	<input type="text"/>	<input type="text"/>	<input type="text"/>	<input type="text"/>	<input type="text"/>		<input type="text"/>	<input type="text"/>	<input type="text"/>
<input type="text"/>	<input type="text"/>		<input type="text"/>	<input type="text"/>	<input type="text"/>	<input type="text"/>	<input type="text"/>		<input type="text"/>
<input type="text"/>	<input type="text"/>	<input type="text"/>		<input type="text"/>	<input type="text"/>	<input type="text"/>	<input type="text"/>		<input type="text"/>


Count. Write how many.

Unit 19 - Shapes
Trace and colour the shapes



Unit 19 - Shapes and numbers

Count shapes, write the numbers and colour the picture



How many



.....



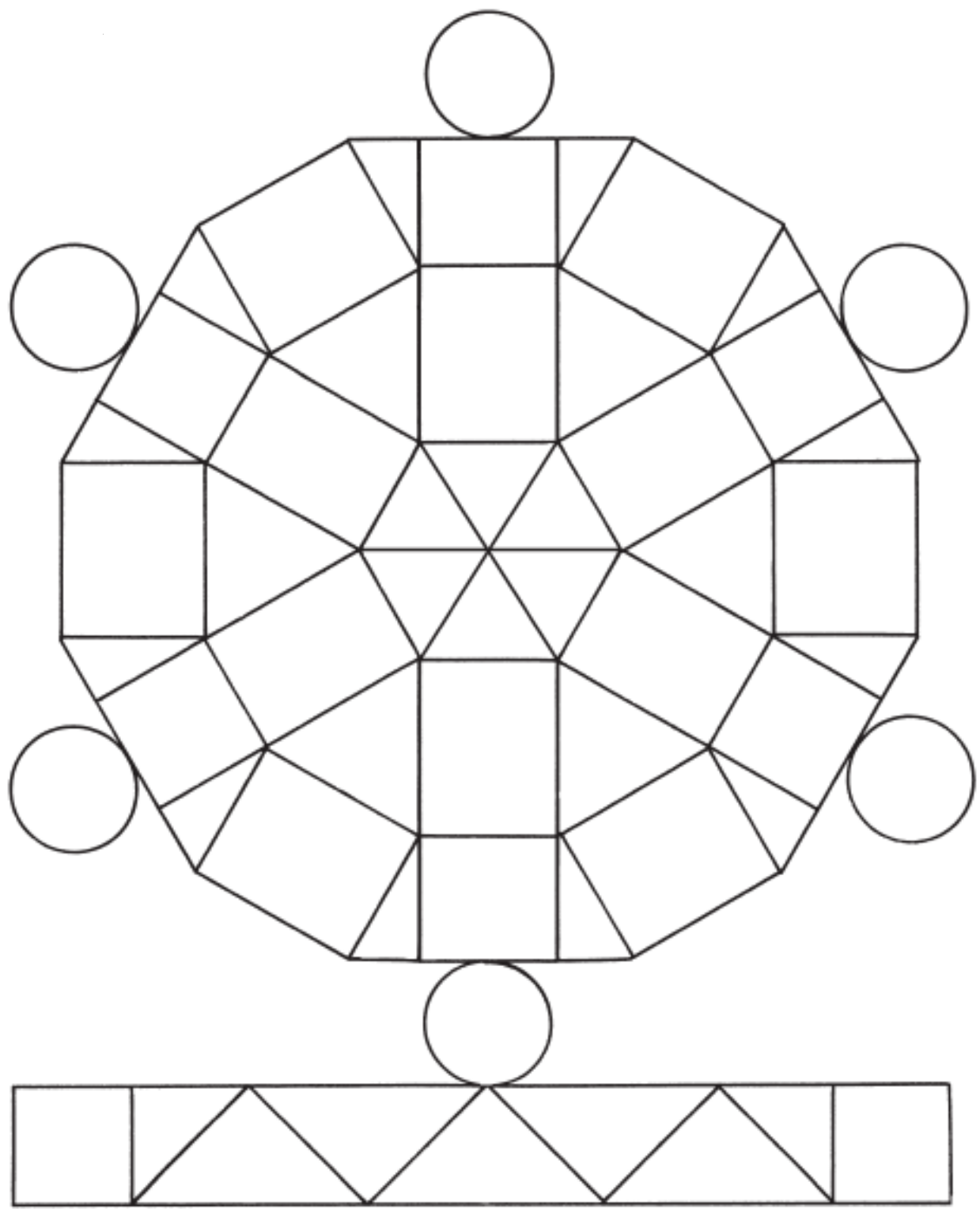
.....



.....





Unit 21 - Shapes and colours

Colour Circles  ue, Triangles  ed, Squares  reen, Rectangles  Yellow

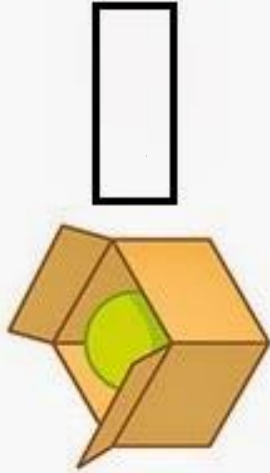
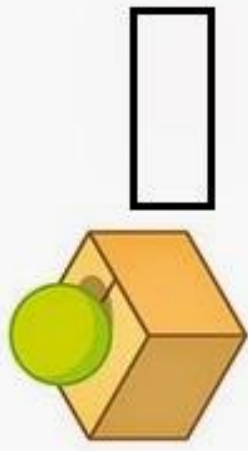
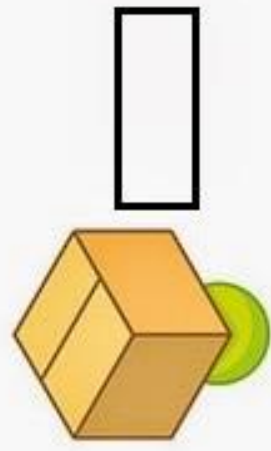




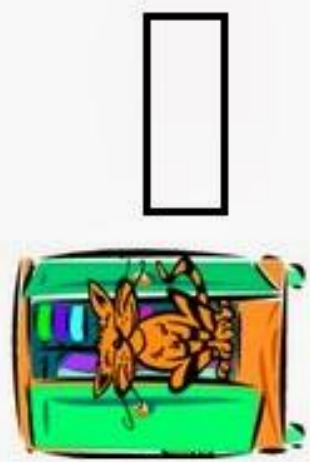
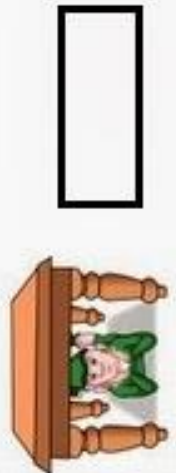
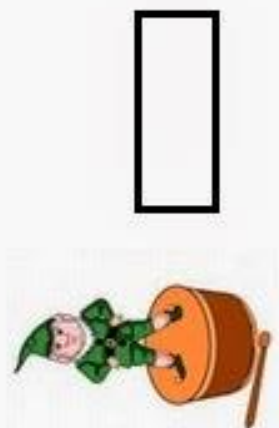
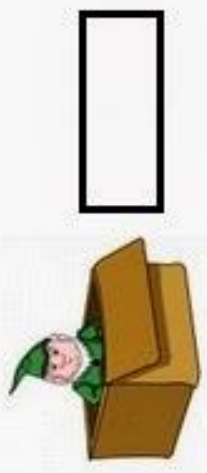
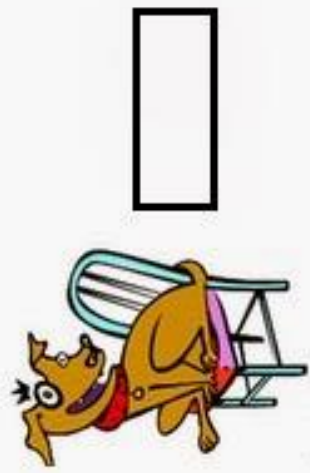


Unit 22 - Sizes






Colour the big animal blue and the small animal green



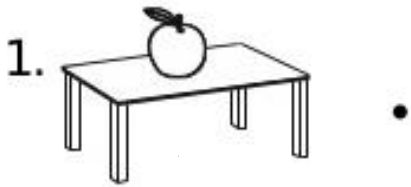
Unit 23 Where is it?
Look at the pictures, write correct prepositions

			
<input type="text"/>	<input type="text"/>	<input type="text"/>	<input type="text"/>
			
<input type="text"/>	<input type="text"/>	<input type="text"/>	<input type="text"/>
			
<input type="text"/>	<input type="text"/>	<input type="text"/>	<input type="text"/>

Choose the correct preposition



Where is the apple? Draw a line



- in
- under
- on
- between
- next to
- In front of
- behind

Unit 24 - Animals and where they live

Match the animals to their homes




Unit 27 - Where do animals live?
Write about the animals given below

A.



B.



Unit 25 - Life everyday

This is Dr. Tom. He is a doctor. He gets up early in the morning. He does physical exercise for 40 minutes in the morning. After exercise, he eats breakfast with his family. He has egg, milk and bread in his breakfast. Then he goes to the hospital to serve his patients.

Q: Who is this man?

Ans: _____

Q: What does he do?

Ans: _____

Q: When does he get up?

Ans: _____


Q: What does he have for breakfast?


Ans: _____


Q: What does he do for 40 minutes in the morning?

Ans: _____


Unit 28 - How many...?
Count and write


1)  How many?

2)  How many?

3)  How many?

4)  How many?

5)  How many?

6)  How many?